

*Precision ACA leakage current, True RMS*

# ACA LEAKAGE TESTER

Model : DL-9954

ISO-9001, CE, IEC1010



## FEATURES

- \* High precision mA leakage measurement.
- \* ACA 40 mA x 0.01 mA
- \* ACA 400 mA x 0.1 mA
- \* ACA 40 A, 120 A.
- \* True RMS
- \* AC voltage, DC voltage.
- \* Ohms, Diode, Continuity beeper, hold.
- \* LCD display.
- \* DC 1.5V battery ( UM-3, AA ) x 2 PCs.



**Lutron**

**LUTRON ELECTRONIC**

***The Art of Measurement***

# ACA LEAKAGE TESTER

Model : DL-9954

## FEATURES




* High precision AC mA measurement, it is useful for AC mA leakage current measurement.
* Measure AC mA on the inductive conductor.
* Design meet IEC 1010 CATIII 600V safety requirement.
* 4000 counts, auto range and multi-functions.
* Measurement for ACA, ACV, DCV, Ohms, Diode, Continuity beeper.
* True RMS measuring reading for ACV and ACA function.
* Two AC leakage current range : 40 mA, 400 mA .
* Two AC current range : 40 A, 120 A.
* Data hold.
* Relative measurement.
* Crystal time base, high quality.
* LCD display allows clear readout-out even at high ambient light level.
* LSI circuit provides high reliability and durability.
* Overload protection circuit is provided for all range.
* Compact & heavy duty ABS housing fireproof plastic case.


## GENERAL SPECIFICATIONS

Display	10.8 mm ( 0.39" ) LCD, 3 1/2 digits, Max. indication 4000.
Measurement Range	ACA, ACV, DCV, Ohms, Diode, Continuity beeper, Relative.
Polarity	Automatic Switching, " - " indicates negative polarity.
Over-input	Indication of " OL ".
Sampling Time	Approx. 0.35 second.
Battery	2 x 1.5 V AA ( UN-3 ) batteries.
Operating Temperature	0 to 50 °C ( 32 to 122 °F ).
Operating Humidity	Less than 80% RH.
Weight	251 g/0.55 LB ( including battery ).
Dimension	HWD : 191 x 64.5 x 36.1 mm ( 7.5 x 2.5 x 1.4 inch )
Max. Jaw Open Size	22.3 mm ( 0.88 inch ) Dia.
Accessories Included	Operation manual..... 1 PC. Test lead ( red & black )..... 1 PC.

Optional Accessories	Carrying case, CA-52A Light Adapter Anemometer Adapter Pressure Adapter Humidity Adapter Tachometer Adapter Sound level Adapter High Voltage Probe.
----------------------	--

## ELECTRICAL SPECIFICATIONS (23± 5 °C )

Function	Range	Resolution	Accuracy	Overload Protection
DCV ACV ( true rms )	400 mV DC only	0.1 mV	± ( 0.5 % + 2d )	 AC/DC 600V
	4 V	0.001V	DCV : ± ( 1 % + 2d )	
	40 V	0.01V	ACV : ± ( 1.2 % + 5d )	
	400 V	0.1 V		
ACA ( true rms )	40 mA	0.01mA	± ( 1.5 % + 3d )	 AC 120 A
	400 mA	0.1mA		
ACA ( true rms )	40 A	0.01 A	± ( 1.5 % + 3d )	 AC 120 A
	120 A	0.1 A		
Remark	* True RMS measuring reading for ACV and ACA function. * Input impedance for ACV & DCV range is 10 Meg ohm. * ACA, ACV frequency response is from 40 to 1 KHz. * ACA, ACV specification be tested on sine wave 50/60 Hz.			

Function	Range	Resolution	Accuracy	Overload Protection
Ohms	400 ohm	0.1 ohm	± ( 1 % + 5d )	 AC / DC 400 V
	4 K ohm	1 ohm		
	40 K ohm	10 ohm		
	400 K ohm	100 ohm		
	4 M ohm	1 K ohm		
	40 M ohm	10Kohm	± ( 3.5 % + 5d )	
Diode	Short/non conductance, good/defect test.			
Continuity	If measuring resistance is less than 10 ohm, the beeper will sound .			

\* Appearance and specifications listed in this brochure are subject to change without notice.

0603-DL9954